

FabSpeed™



CHIMNEY DEVELOPER RANGE

SMARTER CONSTRUCTION STARTS OFF-SITE

FabSpeed's Developer Range offers efficient delivery, straightforward installation, and the enduring quality of real clay brick. Each chimney is manufactured off-site and arrives promptly prior to installation to support smoother programme sequencing and help contractors manage limited on-site storage.

Reliable.
Traditional.
Streamlined.

TRADITIONAL DETAILING WITH MODERN EFFICIENCY.

Every chimney combines a robust GRP core with brick slips bonded using CGFMA-approved methods. This approach delivers the appearance of traditional brickwork while providing the precision and durability of modern prefabrication.

Products are currently manufactured in accordance with the requirements of the following British Standards: CGFMA and LS AQP, in accordance with ISO 9001 and ISO 50001.

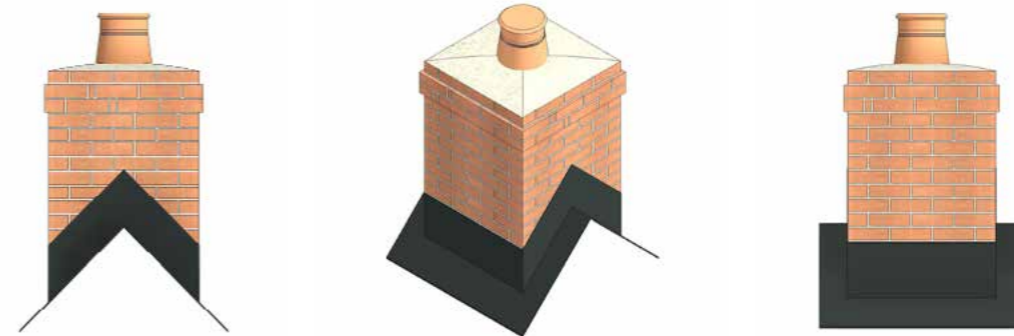
CHIMNEYS
POUNDBURY, DORCHESTER



CHIMNEYS
NANSLEDAN, NEWQUAY

DEVELOPER RANGE

FabSpeed's "Developer Range" of chimneys offers a practical solution for projects seeking familiar, affordable designs delivered more efficiently but still using real, traditional clay brick. CGFMA Certified, this range provides a budget-conscious selection of chimneys at lower prices, reducing drawing time and enabling stock availability, while still complementing FabSpeed's bespoke options for projects requiring a more tailored approach. Please note: Chimney visuals for illustration purposes only.



FOXHILL STACK

777(W) X 777(D) X 1190MM(H)

A DEPENDABLE SOLUTION FOR EFFICIENT CHIMNEY INSTALLATION

The range is designed for a variety of roof positions, from mid-ridge and mono-pitch to gable-end and flat-roof configurations, ensuring simple integration across residential and large-scale developments. A reduced two-brick corbel detail keeps designs cost-effective without compromising the overall character.

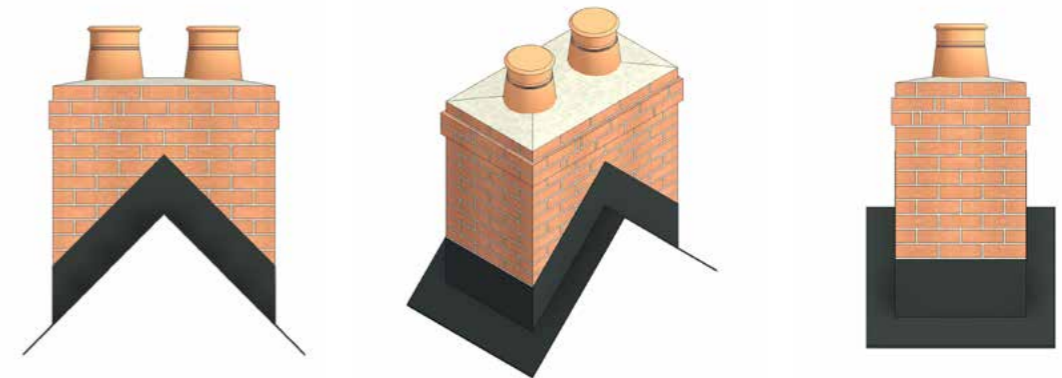
Additional options include lightweight artificial caps, banding, cladding choices, bespoke dimensions, and fire blanking. Once an order is placed, project-specific drawings are produced for approval before manufacture begins. Each chimney is supplied with fixing guides and an installation kit to support a reliable on-site build.

SMARTER DELIVERY, SIMPLER INSTALLATION

All chimneys are manufactured off-site. We work with your schedule, delivering each unit to the sites requirements to maximise efficiency.

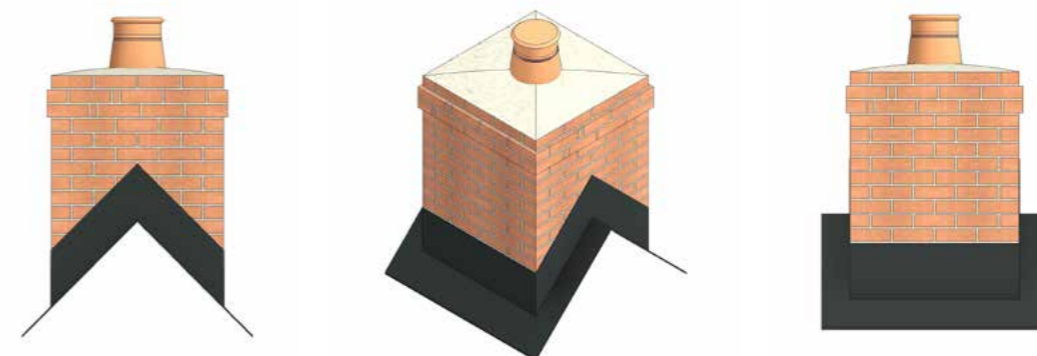
Free issue bricks are taken from site, cut to brick slips and are bonded to a robust GRP core using CGFMA-approved methods, combining a traditional look with the durability and precision of prefabrication.

FabSpeed chimneys are hand-built using reliable materials and your choice of standard or bespoke design. To discuss your next project, contact us at sales@fabspeed.uk.



GLENEAGLES STACK

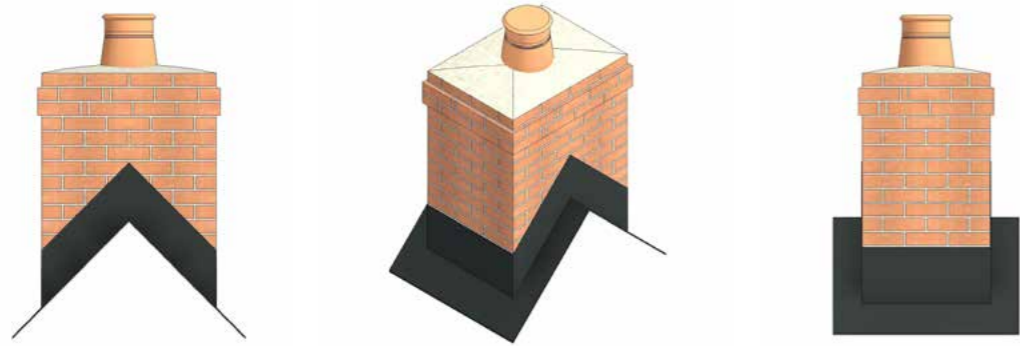
1115(W) X 665(D) X 1190MM(H)



KINGS BARNS STACK

890(W) X 890(D) X 1190MM(H)

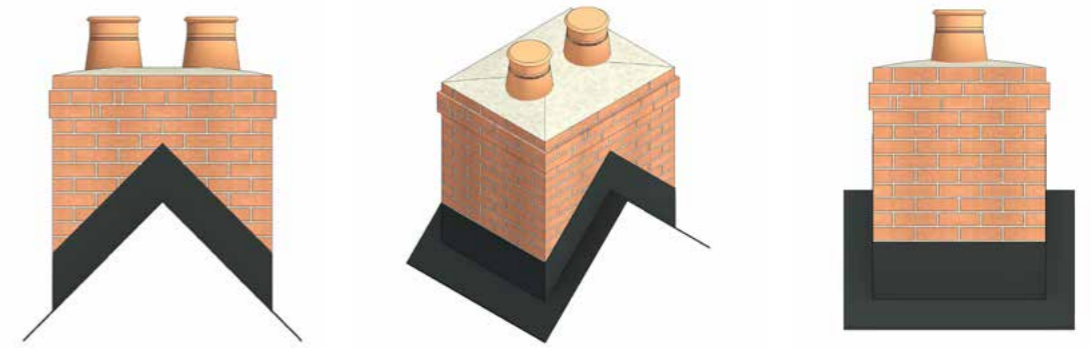
Developer Range Chimneys feature simplified corbel detailing, with a two-brick projection instead of four, streamlining construction without compromising visual appeal. Available in mid-ridge, mono-pitch, gable-end, flat roof, and bespoke pitch configurations, the developer range supports quicker installation and consistent quality, making it an ideal choice for residential and large-scale developments. Once delivered to site the real brick units are pointed and the crown is flaunching to complete the appearance.



PRESTWICK STACK


777(W) X 777(D) X 1190MM(H)

Additional options are available for our Developer range such as lightweight, artificial caps and banding, cladding options, bespoke dimensions, and fire blanking. Once ordered, specific drawings will be created for your order, which must be approved before construction begins. All Chimneys are supplied to the site with fixing guides and installation kits.



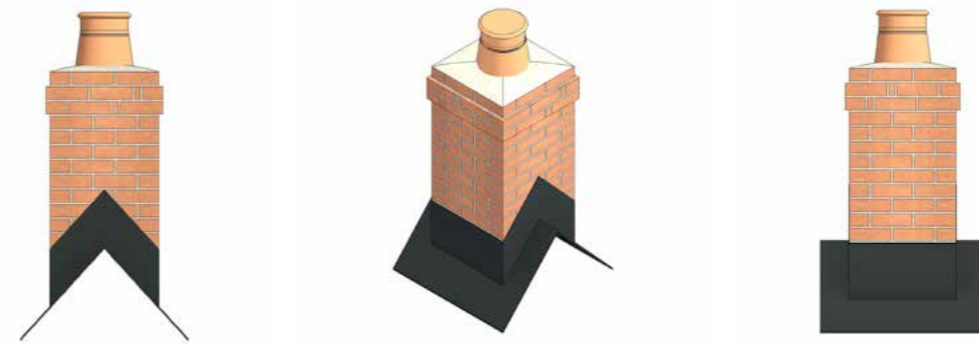
ST. ENODOC STACK

1115(W) X 890(D) X 1190MM(H)



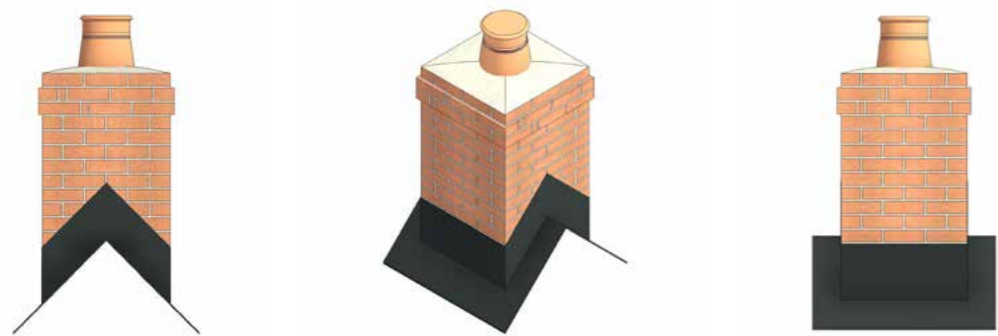
SAUNTON STACK

440(W) X 552(D) X 1190MM(H)



TURNBERRY STACK

552(W) X 552(D) X 1190MM(H)



ST. ANDREW STACK

665(W) X 665(D) X 1190MM(H)

All chimneys are hand-built using reliable materials and your choice of standard or bespoke design. To discuss your next project, contact us at sales@fabspeed.uk.

DEVELOPER OPTIONS

ROOF POSITION OPTIONS

We manufacture chimneys for a variety of roof types, each designed for simple installation and seamless integration.



MID-RIDGE ROOF

The most commonly specified style. These chimneys sit centrally on the ridge line and provide a balanced, traditional appearance.



MONO-PITCH ROOF

Positioned between the top of the ridge and the lower edge of the roof, mono-pitch chimneys are ideal for asymmetrical roof profiles.



BESPOKE ROOF PITCHES

In addition to our standard options, we can manufacture custom saddles and detailing to suit any roof configuration.



GABLE END ROOF

This design allows the brickwork from the gable wall to continue cleanly into the chimney structure for a consistent visual line.



FLAT ROOF PITCHES

In addition to our standard options, we can manufacture custom saddles and detailing to suit any roof configuration.

Prefabricated precision,

built for the real world



As part of the Michelmersh Group, FabSpeed is built on the same precision, performance, and pride in the detail. We specialise in high-quality prefabricated components that simplify complex brickwork, reduce build time, and raise standards on-site. Backed by engineering expertise and trusted across the industry, we deliver practical solutions that bring lasting value to every project.

FabSpeed holds the following accreditations:

- **Quality Management ISO9001**
- **Energy Management ISO50001**
- **Responsible Sourcing BES6001**

FabSpeed™

FabSpeed
Freshfield Lane, Danehill
Haywards Heath
Sussex RH17 7HH

Tel: 0844 931 0022
Fax: 0844 931 0021
sales@fabspeed.co.uk
www.fabspeed.co.uk

CHIMNEYS
OXFORDSHIRE

